



Course Instructor Report - ECON206 01 MACROECONOMIC THEORY (Kensuke Suzuki) - Spring 2025 (all courses)

Project Title: **University Wide Course Evaluation (eUWCE) - Spring 2025**

Course Audience: **24**

Responses Received: **19**

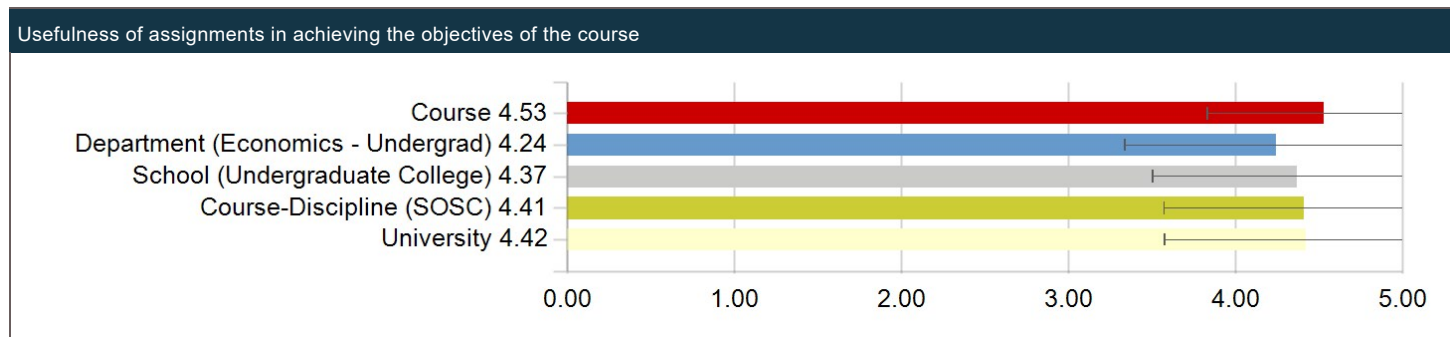
Response Rate: **79%**

Section 1. Comparing Average Responses

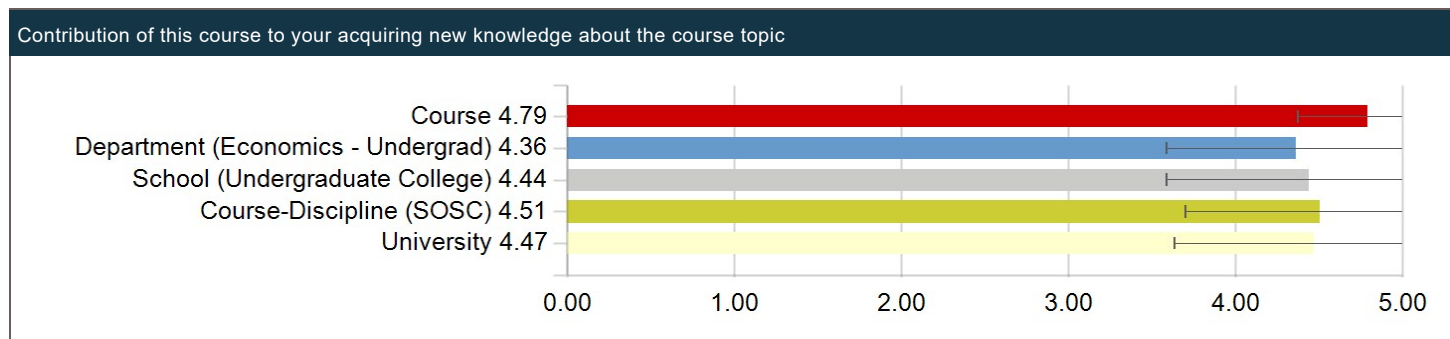
See how your course (in red) compares to average course ratings by discipline, department-level, school, and University.

Course Items

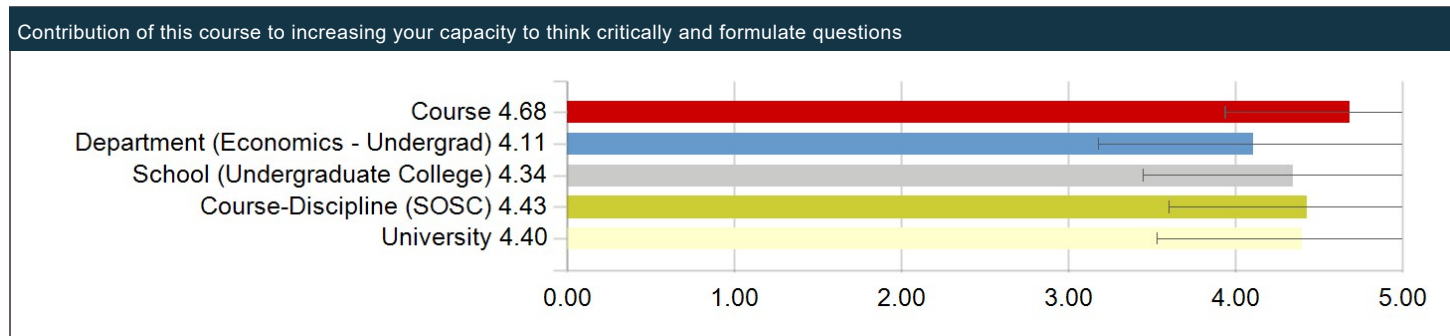
1. Usefulness of assignments in achieving the objectives of the course



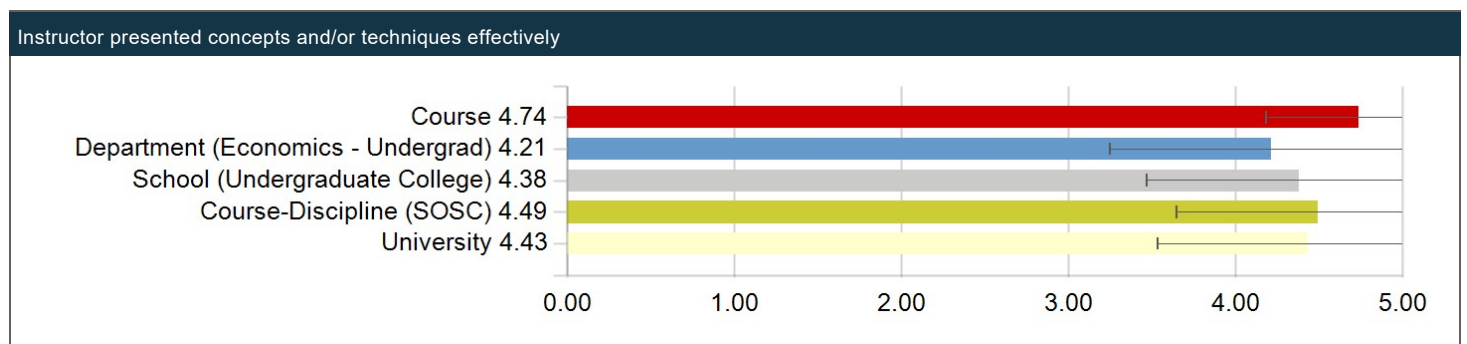
2. Contribution of this course to your acquiring knowledge about the course topic



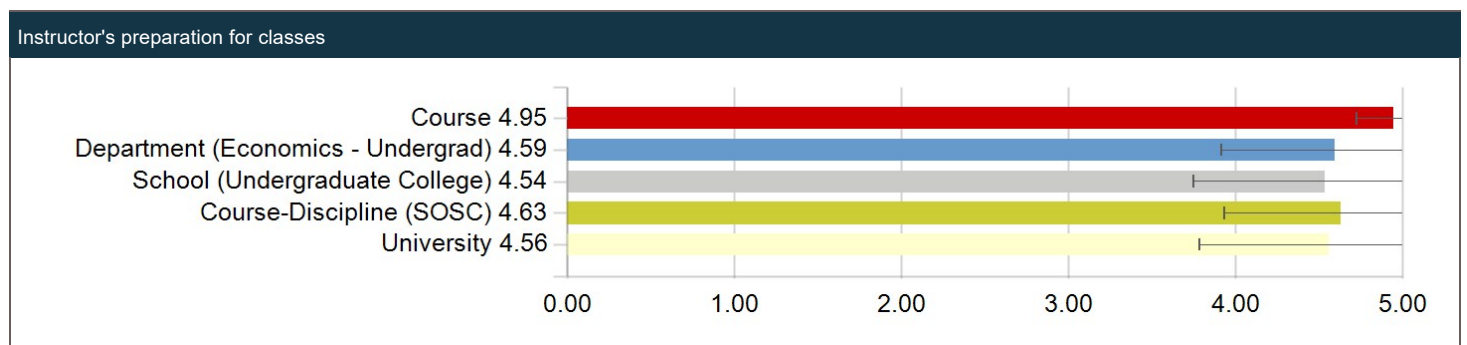
3. Contribution of this course to increasing your capacity to think critically and formulate questions



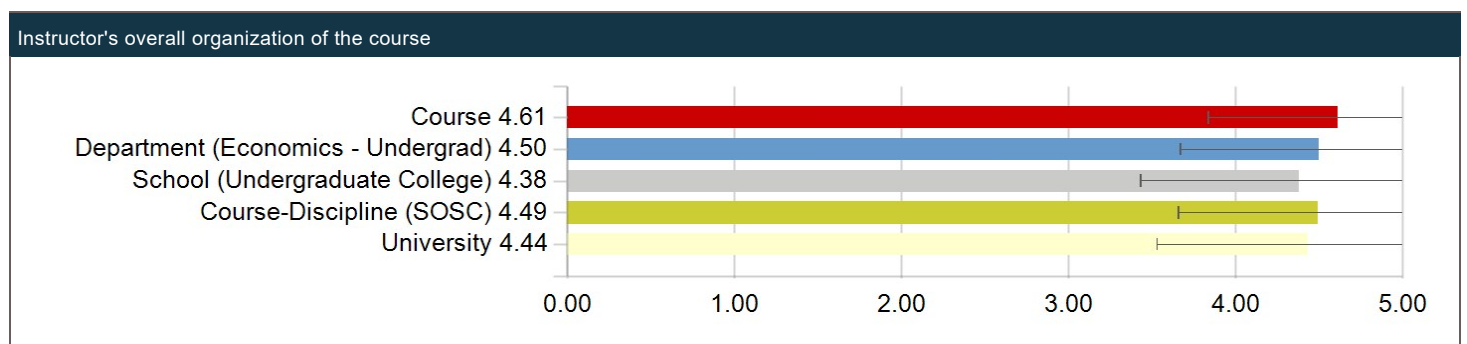
4. Instructor presented concepts and/or techniques effectively



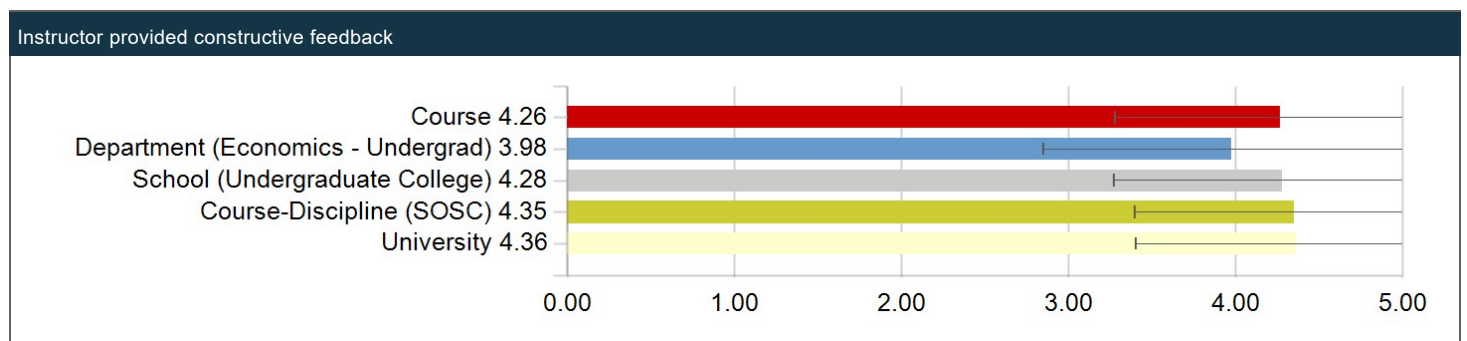
5. Instructor's preparation for classes



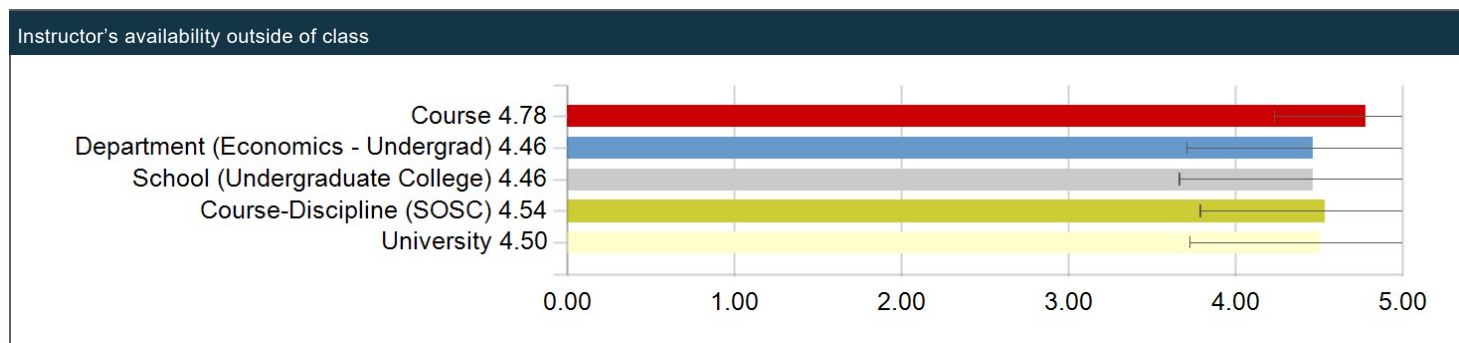
6. Instructor's overall organization of the course as defined by the syllabus



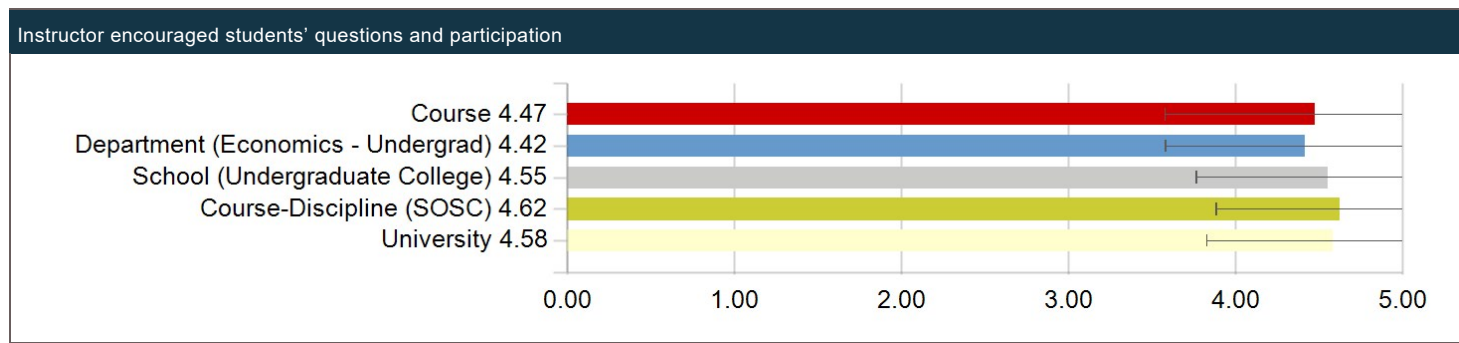
7. Instructor provided constructive feedback on assignments and/or other work



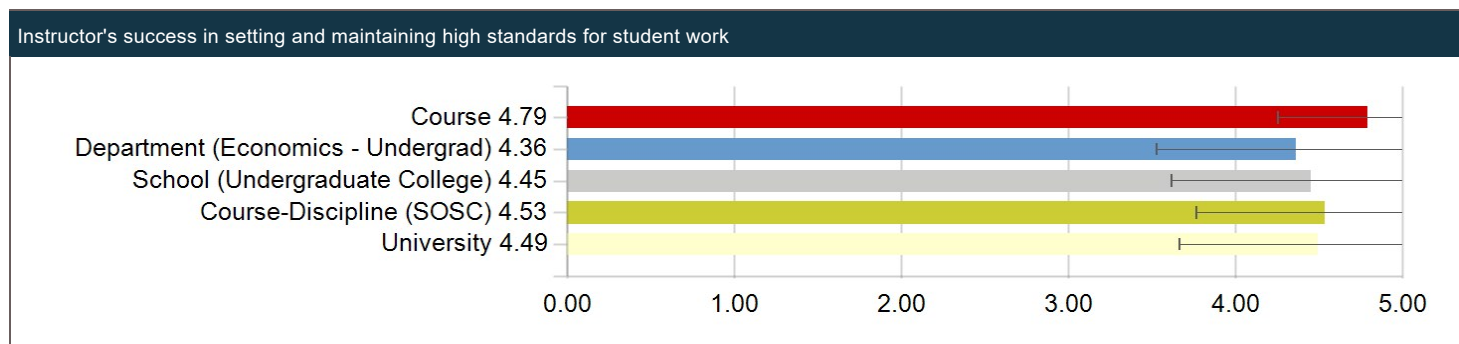
8. Instructor's availability outside of class, by appointment or office hours



9. Instructor encouraged students' questions and participation



10. Instructor's success in setting and maintaining high standards for student work



Section 2. Course Response Distribution

View the average rating (mean), median, mode, standard deviation, and distribution of responses (count and percentage) across all items.

Course Items

Students responded on a scale from 1 to 5, where 5 = Excellent, 4 = Good, 3 = Satisfactory, 2 = Below Average, 1 = Poor, and N/A = Not applicable.

Usefulness of assignments in achieving the objectives of the course															
	N	Mean	Median	Mode	Std Dev	E 5	G 4	S 3	BA 2	P 1	% E	% G	% S	% BA	% P
Overall	19	4.53	5.00	5	0.70	12	5	2	0	0	63%	26%	11%	0%	0%
University	6341	4.42	5.00	-	0.85	3787	1762	548	158	86	60%	28%	9%	2%	1%
Department - Economics - Undergrad	132	4.24	4.00	-	0.91	63	47	15	5	2	48%	36%	11%	4%	2%
School - Undergraduate College	4284	4.37	5.00	-	0.87	2402	1303	403	111	65	56%	30%	9%	3%	2%
Course-Discipline - SOSC	1671	4.41	5.00	-	0.84	971	493	145	42	20	58%	30%	9%	3%	1%
Contribution of this course to your acquiring knowledge about the course topic															
	N	Mean	Median	Mode	Std Dev	E 5	G 4	S 3	BA 2	P 1	% E	% G	% S	% BA	% P
Overall	19	4.79	5.00	5	0.42	15	4	0	0	0	79%	21%	0%	0%	0%
University	6337	4.47	5.00	-	0.84	4035	1556	505	165	76	64%	25%	8%	3%	1%
Department - Economics - Undergrad	132	4.36	5.00	-	0.78	69	45	16	1	1	52%	34%	12%	1%	1%
School - Undergraduate College	4290	4.44	5.00	-	0.86	2656	1098	362	121	53	62%	26%	8%	3%	1%
Course-Discipline - SOSC	1673	4.51	5.00	-	0.81	1097	397	123	41	15	66%	24%	7%	2%	1%
Contribution of this course to increasing your capacity to think critically and formulate questions															
	N	Mean	Median	Mode	Std Dev	E 5	G 4	S 3	BA 2	P 1	% E	% G	% S	% BA	% P
Overall	19	4.68	5.00	5	0.75	15	3	0	1	0	79%	16%	0%	5%	0%
University	6318	4.40	5.00	-	0.87	3737	1676	661	155	89	59%	27%	10%	2%	1%
Department - Economics - Undergrad	132	4.11	4.00	-	0.93	55	45	24	7	1	42%	34%	18%	5%	1%
School - Undergraduate College	4269	4.34	5.00	-	0.90	2389	1208	489	113	70	56%	28%	11%	3%	2%
Course-Discipline - SOSC	1675	4.43	5.00	-	0.83	1005	450	166	38	16	60%	27%	10%	2%	1%

Instructor Items

Students responded on a scale from 1 to 5, where 5 = Excellent, 4 = Good, 3 = Satisfactory, 2 = Below Average, 1 = Poor, and N/A = Not applicable.

Instructor presented concepts and/or techniques effectively																
	N	Mean	Median	Mode	Std Dev	E 5	G 4	S 3	BA 2	P 1	% E	% G	% S	% BA	% P	
Overall	19	4.74	5.00	5	0.56	15	3	1	0	0	79%	16%	5%	0%	0%	
University	6613	4.43	5.00	-	0.90	4148	1591	562	196	116	63%	24%	8%	3%	2%	
Department - Economics - Undergrad	132	4.21	5.00	-	0.97	69	31	23	9	0	52%	23%	17%	7%	0%	
School - Undergraduate College	4575	4.38	5.00	-	0.92	2732	1176	430	157	80	60%	26%	9%	3%	2%	
Course-Discipline - SOSC	1668	4.49	5.00	-	0.85	1105	366	127	50	20	66%	22%	8%	3%	1%	
Instructor's preparation for classes																
	N	Mean	Median	Mode	Std Dev	E 5	G 4	S 3	BA 2	P 1	% E	% G	% S	% BA	% P	
Overall	19	4.95	5.00	5	0.23	18	1	0	0	0	95%	5%	0%	0%	0%	
University	6601	4.56	5.00	-	0.78	4562	1408	446	123	62	69%	21%	7%	2%	1%	
Department - Economics - Undergrad	132	4.59	5.00	-	0.68	91	29	11	1	0	69%	22%	8%	1%	0%	
School - Undergraduate College	4575	4.54	5.00	-	0.79	3085	1025	335	89	41	67%	22%	7%	2%	1%	
Course-Discipline - SOSC	1658	4.63	5.00	-	0.70	1205	327	96	23	7	73%	20%	6%	1%	0%	
Instructor's overall organization of the course as defined by the syllabus																
	N	Mean	Median	Mode	Std Dev	E 5	G 4	S 3	BA 2	P 1	% E	% G	% S	% BA	% P	
Overall	18	4.61	5.00	5	0.78	14	1	3	0	0	78%	6%	17%	0%	0%	
University	6590	4.44	5.00	-	0.91	4204	1501	568	184	133	64%	23%	9%	3%	2%	
Department - Economics - Undergrad	131	4.50	5.00	-	0.83	89	22	16	4	0	68%	17%	12%	3%	0%	
School - Undergraduate College	4545	4.38	5.00	-	0.95	2771	1085	432	156	101	61%	24%	10%	3%	2%	
Course-Discipline - SOSC	1678	4.49	5.00	-	0.84	1112	356	154	36	20	66%	21%	9%	2%	1%	
Instructor provided constructive feedback on assignments and/or other work																
	N	Mean	Median	Mode	Std Dev	E 5	G 4	S 3	BA 2	P 1	% E	% G	% S	% BA	% P	
Overall	19	4.26	5.00	5	0.99	10	6	1	2	0	53%	32%	5%	11%	0%	
University	6544	4.36	5.00	-	0.96	3932	1565	675	216	156	60%	24%	10%	3%	2%	
Department - Economics - Undergrad	128	3.98	4.00	-	1.13	55	36	20	13	4	43%	28%	16%	10%	3%	
School - Undergraduate College	4499	4.28	5.00	-	1.01	2513	1158	526	171	131	56%	26%	12%	4%	3%	
Course-Discipline - SOSC	1642	4.35	5.00	-	0.96	976	405	157	70	34	59%	25%	10%	4%	2%	
Instructor's availability outside of class, by appointment or office hours																
	N	Mean	Median	Mode	Std Dev	E 5	G 4	S 3	BA 2	P 1	% E	% G	% S	% BA	% P	
Overall	18	4.78	5.00	5	0.55	15	2	1	0	0	83%	11%	6%	0%	0%	
University	6279	4.50	5.00	-	0.78	4048	1550	528	99	54	64%	25%	8%	2%	1%	
Department - Economics - Undergrad	127	4.46	5.00	-	0.76	79	29	18	1	0	62%	23%	14%	1%	0%	
School - Undergraduate College	4279	4.46	5.00	-	0.80	2637	1127	406	72	37	62%	26%	9%	2%	1%	
Course-Discipline - SOSC	1585	4.54	5.00	-	0.75	1046	383	122	27	7	66%	24%	8%	2%	0%	

Instructor encouraged students' questions and participation															
	N	Mean	Median	Mode	Std Dev	E 5	G 4	S 3	BA 2	P 1	% E	% G	% S	% BA	% P
Overall	19	4.47	5.00	5	0.90	14	0	5	0	0	74%	0%	26%	0%	0%
University	6607	4.58	5.00	-	0.76	4693	1295	461	97	61	71%	20%	7%	1%	1%
Department - Economics - Undergrad	132	4.42	5.00	-	0.84	80	32	15	5	0	61%	24%	11%	4%	0%
School - Undergraduate College	4569	4.55	5.00	-	0.79	3150	957	342	73	47	69%	21%	7%	2%	1%
Course-Discipline - SOSC	1669	4.62	5.00	-	0.74	1233	290	107	28	11	74%	17%	6%	2%	1%
Instructor's success in setting and maintaining high standards for student work															
	N	Mean	Median	Mode	Std Dev	E 5	G 4	S 3	BA 2	P 1	% E	% G	% S	% BA	% P
Overall	19	4.79	5.00	5	0.54	16	2	1	0	0	84%	11%	5%	0%	0%
University	6602	4.49	5.00	-	0.83	4292	1569	523	129	89	65%	24%	8%	2%	1%
Department - Economics - Undergrad	132	4.36	5.00	-	0.84	73	39	16	3	1	55%	30%	12%	2%	1%
School - Undergraduate College	4561	4.45	5.00	-	0.84	2840	1159	401	102	59	62%	25%	9%	2%	1%
Course-Discipline - SOSC	1673	4.53	5.00	-	0.77	1107	401	123	31	11	66%	24%	7%	2%	1%

Section 3. Student Information

Responses to "Amount of effort you put into this course, on average, outside of class each week:"

N	Less than 2 hours	2-4 hours	5-7 hours	8-10 hours	More than 10 hours
19	5%	58%	37%	0%	0%

Responses to "At the beginning of the course, how much knowledge did you have concerning the topics covered in it?"

N	None	A little	A moderate amount	Quite a bit	A very large amount
19	0%	11%	53%	37%	0%

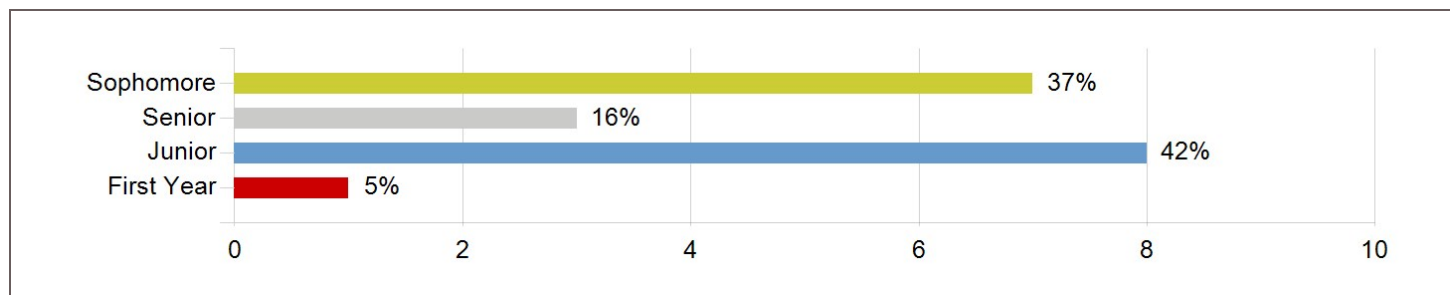
Responses to "Main reason for taking this course:"

N	Required in major	Required for major (but in other department)	To fulfill a program of Liberal Studies requirement (e.g. VE, FA, or Perspective)	Interest in subject	Reputation of instructor
19	68%	16%	5%	11%	0%


Responses to "Does this course count toward your:"

N	Major	Minor	Concentration	None of the above
19	68%	32%	0%	0%

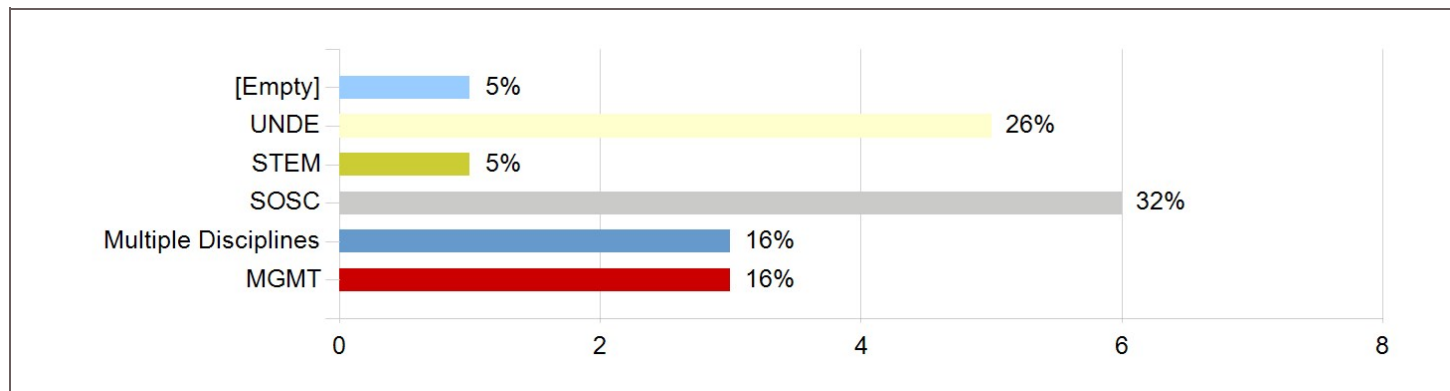
Class Standing



Level



Major Discipline



Section 4. Open-Ended Feedback

Responses to "Please provide constructive feedback about this course's contribution to your learning. "

Comments
This class isn't the most fun, but professor Suzuki is wonderful. He makes sure each and every student gets there questions and comments answered. His teaching style is engaging and very efficient, making concepts very easy to grasp. I like how professor Suzuki uses the black board, projector, and tells us to work in pairs, it's more interactive and less like mindless note taking.
I enjoy the professor and the way he teaches macroeconomics; he adjusted to the class needs and was very receptive to alternative lecturing methods. the TA of choice was not very helpful though and sometimes it felt discouraging to go into classes
I really enjoyed taking macroeconomic theory with Prof. Suzuki. He was very organized and tried very hard to make sure everyone was understanding some difficult concepts. When it came to course load, it wasn't too bad and the homework did reinforce the different topics on our quizzes and tests. Overall, I learned a lot more and feel as if my understanding of macroeconomics greatly improved.
I have enjoyed this course. Professor Suzuki is an excellent professor and great at teaching; it is easy to stay focused during class and understand the way he breaks down the content. Coming into this class, I had negative reviews about how hard this class is. I, however, have had a very positive experience.
Professor presented materials very clearly and constantly encouraged feedback from students. Comment cards for attendance and feedback were given out daily and professor always addressed students' questions and feedback. I also appreciated that the professor would discuss real world issues and tie them back to course materials. This made the class very interesting and engaging. I would highly recommend this professor to other students interested in Economics. He did an outstanding job of teaching and communicating with students to ensure we were successful in the course. As for discussion sections, TA did not present materials in a way that was easy to understand, and oftentimes students would address mistakes he had made. I believe it is necessary to restructure this aspect of the course to make it more meaningful to students. I also wish that there were opportunities to check our answers for homework assignments before quizzes, and quizzes before tests, this way we were properly prepared for quizzes and exams. At times, homework assignments were due right after a quiz, and a quiz was given two days before our midterm, so it was difficult to know if we were prepared. Overall, this course was very effective in enhancing my understanding of macroeconomics.
More hands on learning to help understand material.
Suzuki is a good professor, and I liked the attendance papers where we could ask questions if we didn't feel like talking but he creates a good atmosphere for asking questions and seems passionate about economics.
Clearly furthered my knowledge in macroeconomics both in an analytical sense but also, and very importantly in a way that I feel significantly more confident talking about the subject in day-to-day life. Suzuki made sure to connect the equations and theories in class to both modern and historical references and we discussed them as a class. Economics is an analytical subject which is supposed to improve lives and Prof Suzuki has taught us well on how to use it for these.
I think that the style of teaching was very effective. I liked how the material was taught and how the concepts were explained verbally as well as with examples and visualizations.
The professor is great, but because of the TA, I was not able to enjoy this class as much as I would like to.
Stay with blackboard
Professor Kensuke is incredible, truly one of the best professors I've encountered at Clark! He teaches with a passion that makes it very evident he cares about what he does. He explains concepts very clearly and really does his best to help us understand the course material. He always helps me thoroughly when I have questions and is patient when I find it difficult to understand. This course and the way Professor Kensuke teaches has really invigorated my interest in economics.